

IP Phone

VPS-912G

Quick reference

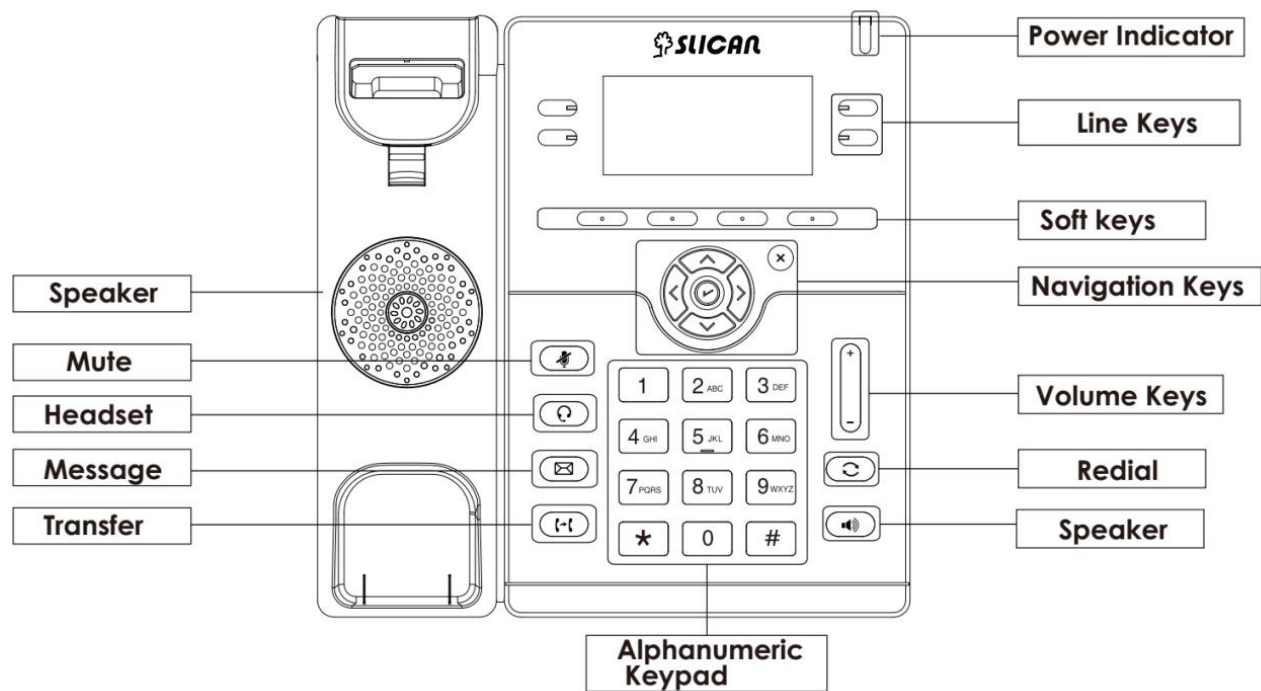


Release 1.00

Last modification date: 2019-05-16








PRZEDSIĘBIORSTWO
FAIR PLAY



LEDs



1. **Power Indicator:** Steady green when power on, blinking green when the call is ringing. Blinking red when there are new messages.
2. **Line Keys:**
 - a. **Steady green:** During the conversation, or plan to dial a call.
 - b. **Blinking red:** The call is ringing.
 - c. **Off:** Idle interface.

Calls


1. **Place a call** (three different modes):
 - a. **Handset:** Pick up the handset; enter the number, then press the Send soft key or press .
 - b. **Speaker:** Press  or the line keys; enter the number, then press the Send soft key or press .
 - c. **Headset:** Press ; enter the number, then press the Send soft key or press .

Note:

You can also use **Contacts** or **call log** to dial the number you want, press dial key place the call by the three ways mentioned. More, you can also alternate to the mode during the call



2. **Answer a call** (three different modes):
 - a. **Handset:** pick up the handset;
 - b. **Speaker:** Press .
 - c. **Headset:** Press .

UWAGA: You can also reject the call by press the **Reject** soft key.




3. **End a call** (three different modes):
 - a. **Handset:** Hang up the handset or press the Cancel soft key.
 - b. **Speaker:** Press  or press the Cancel soft key.
 - c. **Headset:** Press the Cancel soft key .

Call transfer

1. Blind transfer


- Press  or Transfer soft key during the conversation, the call is on hold now.
- Enter the number that transfers to.
- Press  or Transfer soft key and now the blind transfer completed

2. Attended Transfer

- Press  or Transfer soft key during the conversation, the call is on hold now.
- Enter the number that transfer to and Press the Send soft key or .
- Start the second conversation, press  or Transfer soft key, then transfer completed

Call conference

Assuming that A and B are in conversation. A wants to bring C (or D & E) in a conference:

- A** press Conference soft key, the call is placed on hold.
- A** enter the number of **C** and then press Send soft key or . **C** answers the call.
- A** press the conference soft key, then **A**, **B** and **C** are now in a conference.
- If add D&E, **A** press Hold soft key, current conference is on hold, enter the number of **D**, and press Send soft key. **D** answer the call. **A** press Hold soft key, enter the number of **E**, and press Send soft key. **E** answer the call and **A** Press Conference soft key then **A**, **B**, **C**, **D** i **E** are in conference.

Configuration

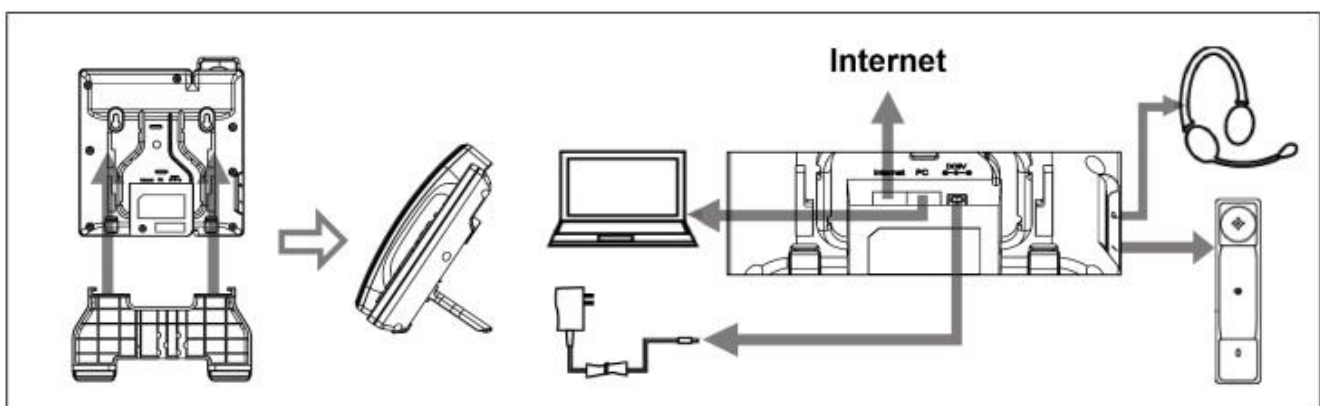
1. Configuration via Phone interface

- Press Menu → Setting → Advanced Settings (Default password: admin)
- Select Network: To configure the Wan Port (DHCP/Static/PPPoE), PC Port etc.
- Select Accounts: Enable the account, fill in the SIP Server, Outbound Proxy and the SIP registration information.

2. Configuration via Web interface

- Get the IP address from the phone: Press Menu → Status → Information.
- Login: Input the IP address in the web browser. The PC and phone should be in the same IP address segment (Login name: admin ; Default password: admin)
- Click on SaveSet and Restart the Phone if needed.

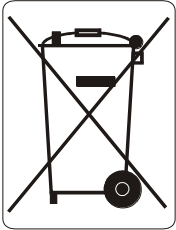
Instruction



Declaration of conformity available on the website

SLICAN sp. Z.o.o. declares that the NCPBX device complies with Directive 2014/30 / EU. The full text of the EU Declaration of Conformity is available at the Internet address: www.slican.pl/deklaracje/

Correct removal of the product (used electrical and electronic equipment)



The indication on the product or in the texts referring to it shows that the product after its expiration should not be disposed of with other wastes coming from households, companies and institutions. For information on the place and method of environmentally safe recycling of this product, household users should contact the retail outlet where they purchased the product or the local authority.

SLICAN Sp. z o.o.

www.slican.com

export@slican.com

support@slican.pl

The manufacturer reserves the right to make changes to the product without prior notice.